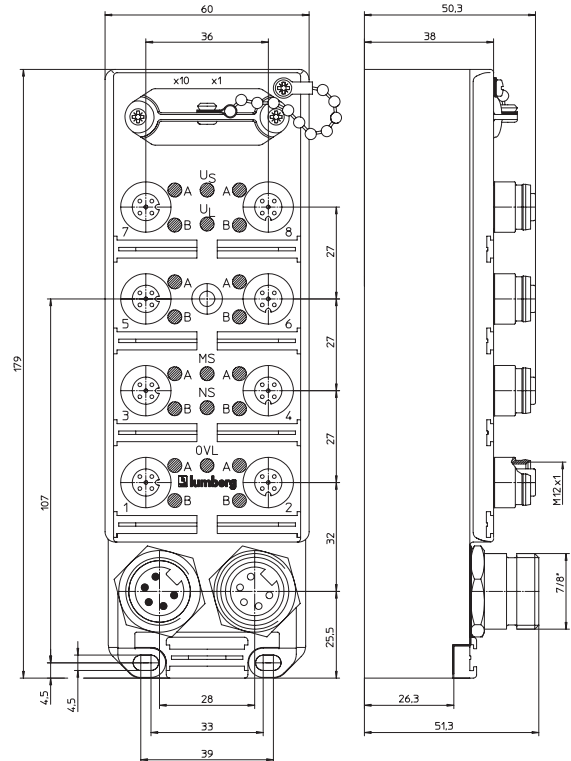


0930 DSL 313 16 In (NPN)

DeviceNet modules with 16 digital inputs (NPN) to connect standard sensors, with female Micro (M12) sensor connections and Mini (7/8") bus connections.



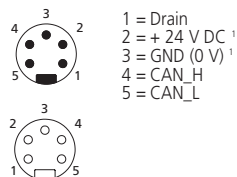
Bit Assignment								
Bit	7	6	5	4	3	2	1	0
M12 Input								
Byte 0	8A	7A	6A	5A	4A	3A	2A	1A
Byte 1	8B	7B	6B	5A	4B	3B	2B	1B
Diagnostic Input								
Byte 2	OVL	res.	res.	res.	res.	res.	res.	res.

OVL: Overload status

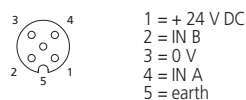
Diagnostic Indication		
LED	Indication	Condition
1...8 A/B	yellow	channel active
U _s	green	sensor supply active
U _i	green	module electronic supply active
OVL	red	sensor short circuit / sensor overload
MS (module status)	green red flashing red	module ready error (not critical) error (critical)
NS (network status)	green green flashing red flashing red	online, connected with master online, no connection time-out status for the last I/O connection Bus off status, redundant Mac ID

Pin Assignment

Bus Connection 7/8"



Input M12



¹ = System/Sensors

Technical data	
Degree of protection	IP 67
Operating temperature	0°C(+32°F) /+60°C(+140°F)
Weight	570 g
Bus system	
Supported transmission rates	125 / 250 / 500 kBaud
Auto baud	yes
Address range	0-63 dec
Rotary address switches	0-63 dec
Default address	63 dec
System power supply (Us)	
Nominal voltage	24 V DC
Voltage range	11 V - 30 V DC
Current consumption	max. 80 mA
Reverse polarity protection	yes
Operating indicator (UL)	LED green
Input power supply (Us)	
Nominal voltage (Us)	max. (UL - 1.5 V)
Total current of all sensors	max. 800 mA
Short circuit protection	yes
Sensor short circuit indicator (OVL)	LED red
Sensor power supply indicator (Us)	LED green
Inputs	
Nominal input voltage	24 V DC
Input circuit N.O.	NPN
Number of digital channels	16
Channel status indicator	LED yellow
Communication modes	
Explicit message connection	
Polled I/O message connection	
Change of state/cyclic message connection	

Part Number	I/O
0930 DSL 313	16 Inputs (NPN)

